

# TEST FIT

## High Rise Traditional



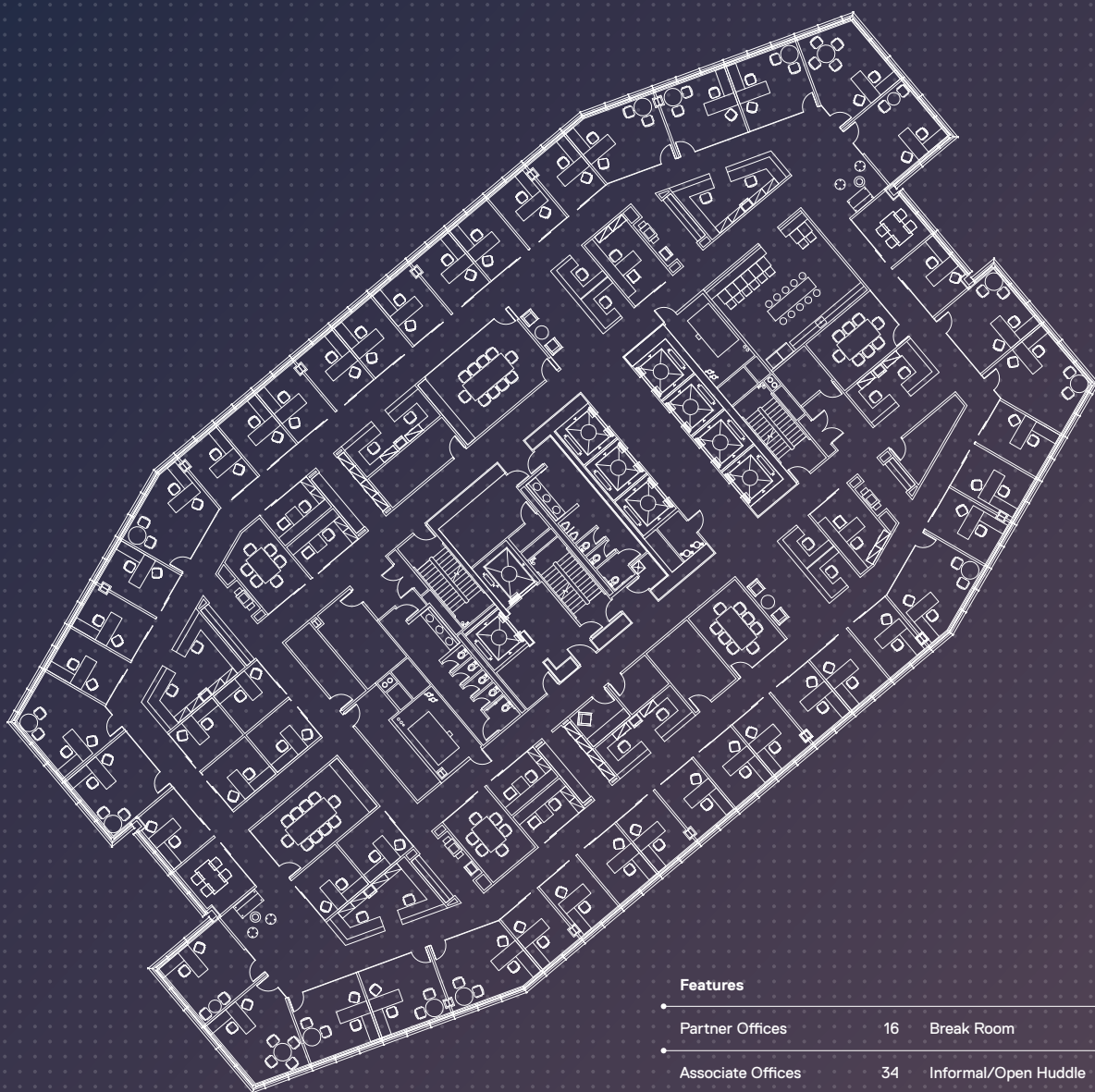
### Features

Touchdown Workstations	16	Informal/Open Huddle	2
Workstations	80	Wellness Room	1
Standard Offices	29	Mail/Copy	1
Large Offices	4	Break Room	1
Large Conference	2	Filing	2
Medium Conference	3	Storage	3
Huddle (Closed)	4	Copy/Print	1
Phone	2	Server Room	1



# TEST FIT

## High Rise Legal



### Features

Partner Offices	16	Break Room	2
Associate Offices	34	Informal/Open Huddle	2
Legal Secretary	12	Wellness Room	1
Paralegal	8	Copy/Print	4
Support Staff	4	Filing	3
Large Conference	1	Storage	4
Medium Conference	1	Coffee	1
Case Room	2	Server Room	1



TEST  
FIT

High Rise  
Oil & Gas



Features

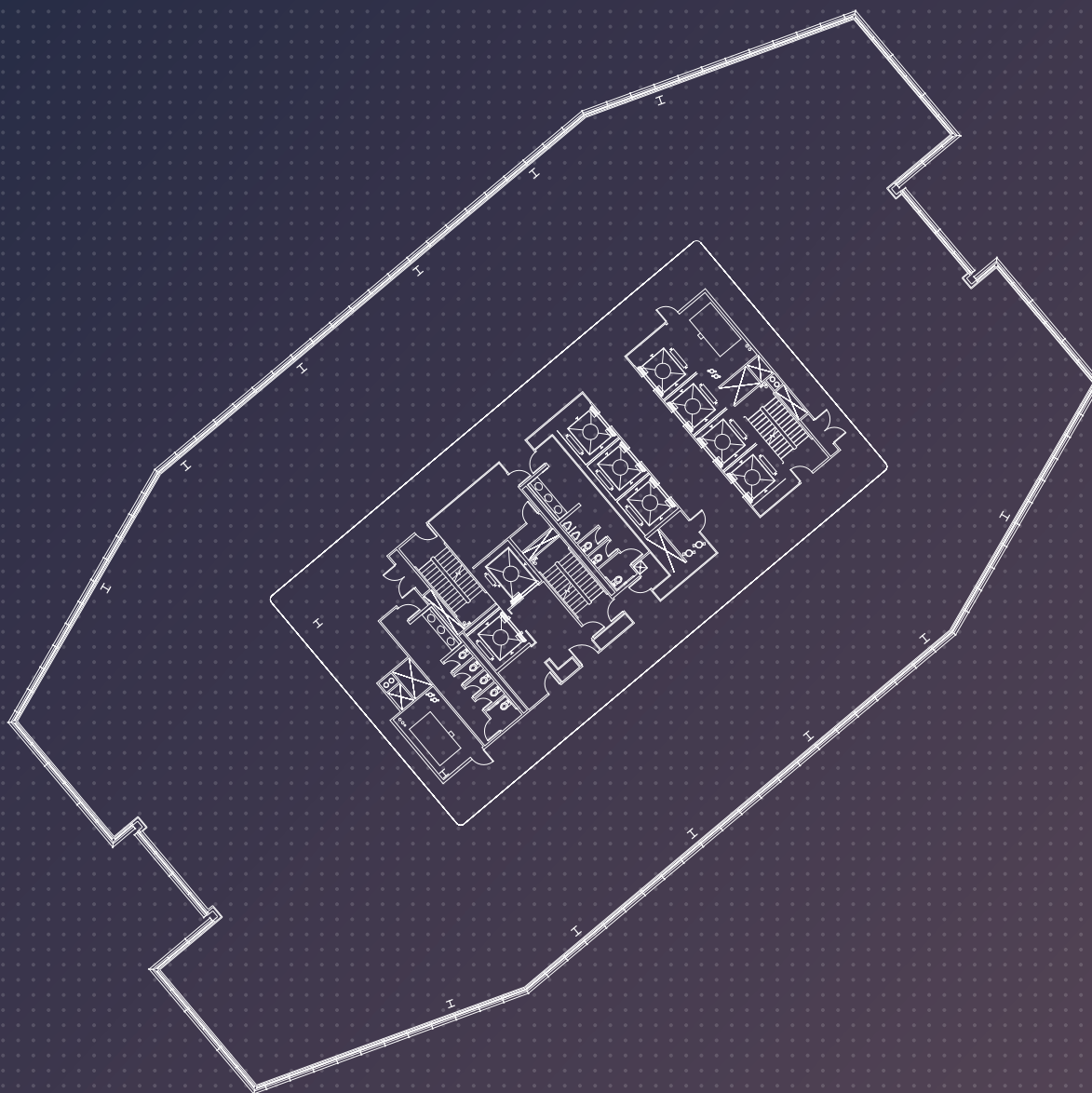
Workstations	4	Wellness Room	1
Standard Offices	64	Copy/Print	2
Large Offices	8	Coffee	2
Large Conference	1	Break Room	1
Medium Conference	4	Filing	2
Huddle (Closed)	2	Storage	3
Phone	2	Plotter	2
Informal/Open Huddle	2	Server Room	1





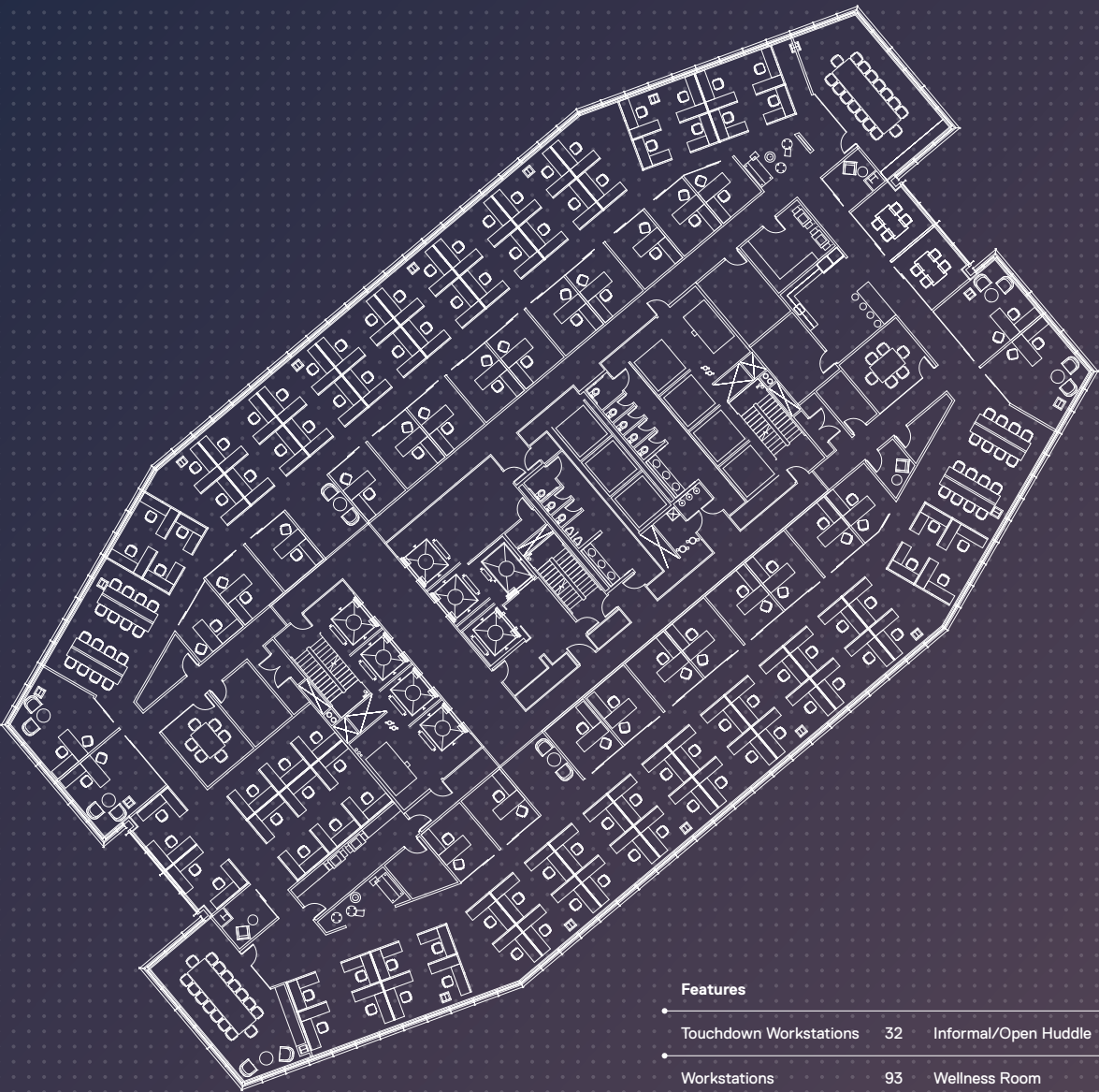
LVL. 30 — 40

Total  
26,000 RSF



# TEST FIT

## Low Rise Traditional



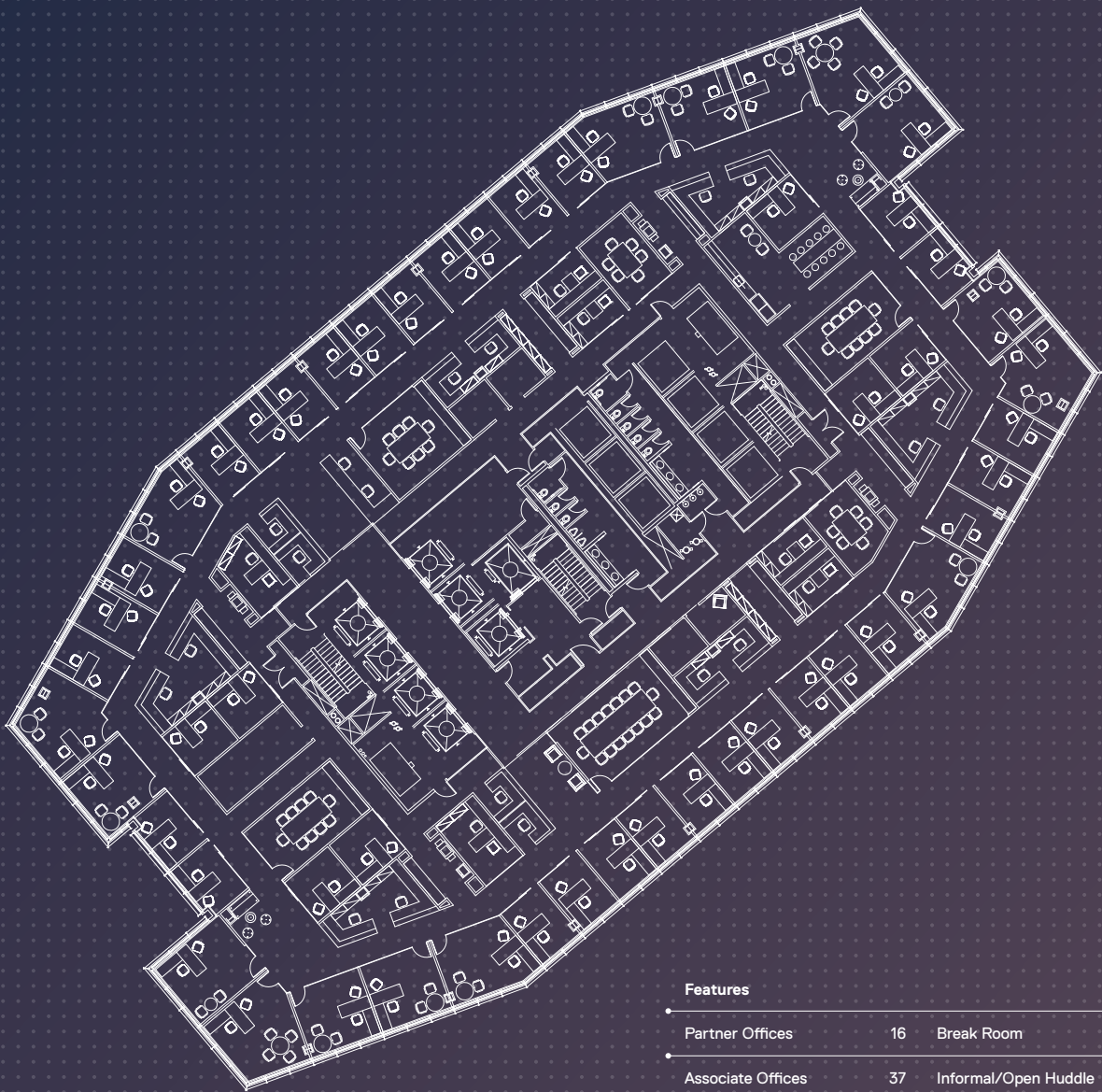
### Features

Touchdown Workstations	32	Informal/Open Huddle	2
Workstations	93	Wellness Room	1
Standard Offices	23	Mail/Copy	1
Large Offices	4	Break Room	1
Large Conference	2	Filing	2
Medium Conference	2	Storage	4
Huddle (Closed)	2	Copy/Print	1
Phone	2	Server Room	1



# TEST FIT

Low Rise  
Legal



## Features

Partner Offices	16	Break Room	1
Associate Offices	37	Informal/Open Huddle	2
Legal Secretary	12	Wellness Room	1
Paralegal	6	Copy/Print	4
Support Staff	4	Filing	1
Large Conference	1	Storage	2
Medium Conference	3	Coffee	2
Case Room	2	Server Room	1





# TEST FIT

Low Rise  
Oil & Gas



## Features

Workstations	4	Wellness Room	1
Standard Offices	63	Copy/Print	2
Large Offices	7	Coffee	2
Large Conference	1	Break Room	1
Medium Conference	6	Filing	1
Huddle (Closed)	4	Storage	1
Phone	2	Plotter	2
Informal/Open Huddle	2	Server Room	1



LVL. 15 — 29

Total  
26,000 RSF

